

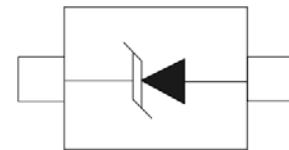


FEATURES

- ◇ Small body outline dimensions:
0.063" x 0.032"(1.6x0.8 mm)
- ◇ Protects one uni-directional I/O line
- ◇ Low clamping voltage
- ◇ Working voltage: 36V
- ◇ Low leakage current
- ◇ RoHS compliant



SOD-523



Pin Configuration

MAIN APPLICATIONS

- ◇ Cell phone handsets and accessories
- ◇ Microprocessor based equipment
- ◇ Personal digital assistants (PDA's)
- ◇ Notebooks, desktops, and servers
- ◇ Portable instrumentation
- ◇ Peripherals
- ◇ Digital cameras

PROTECTION SOLUTION TO MEET

- ◇ IEC61000-4-2 (ESD) $\pm 30\text{kV}$ (air), $\pm 30\text{kV}$ (contact)
- ◇ IEC61000-4-4 (EFT) 40A (5/50ns)
- ◇ IEC61000-4-5 (Lightning) 4A (8/20 μs)

MECHANICAL CHARACTERISTICS

- ◇ SOD-523 package
- ◇ Molding compound flammability rating: UL 94V-0
- ◇ Weight 0.5 milligrams (approximate)
- ◇ Quantity per reel: 5,000pcs
- ◇ Lead finish: lead free
- ◇ Marking code: MP

ABSOLUTE MAXIMUM RATINGS ($T_A=25^{\circ}\text{C}$, $\text{RH}=45\%-75\%$, unless otherwise noted)

| Parameter | Symbol | Value | Unit |
|--|-----------|------------------|--------------------|
| Peak pulse power dissipation on 8/20 μs waveform | P_{PP} | 300 | W |
| ESD per IEC 61000-4-2 (Air) ESD per IEC 61000-4-2 (Contact) | V_{ESD} | +/- 30 +/- 30 | kV |
| Lead soldering temperature | T_L | 260 (10 sec.) | $^{\circ}\text{C}$ |
| Operating junction temperature range | T_J | -55 to +125 | $^{\circ}\text{C}$ |
| Storage temperature range | T_{STG} | -55 to +150 | $^{\circ}\text{C}$ |

ELECTRICAL CHARACTERISTICS ($T_A=25^{\circ}\text{C}$)

| Parameter | Symbol | Conditions | Min | Typ | Max | Unit |
|---------------------------|-----------|--|-----|------|-----|---------------|
| Reverse working voltage | V_{RWM} | | | | 36 | V |
| Reverse breakdown voltage | V_{BR} | $I_T=1\text{mA}$ | 40 | | | V |
| Reverse leakage current | I_R | $V_{RWM}=36\text{V}$ | | 0.01 | 1 | μA |
| Clamping voltage | V_C | $I_{PP}=1\text{A}$, $t_P=8/20\mu\text{s}$ | | 45 | 60 | V |
| | | $I_{PP}=4\text{A}$, $t_P=8/20\mu\text{s}$ | | 58 | 70 | V |
| Junction capacitance | C_J | $V_{RWM}=0\text{V}$, $f=1\text{MHz}$ | | 22 | | pF |

RATINGS AND V-I CHARACTERISTICS CURVES ($T_A=25^{\circ}\text{C}$, unless otherwise noted)

FIG.1: V- I curve characteristics (Uni-directional)

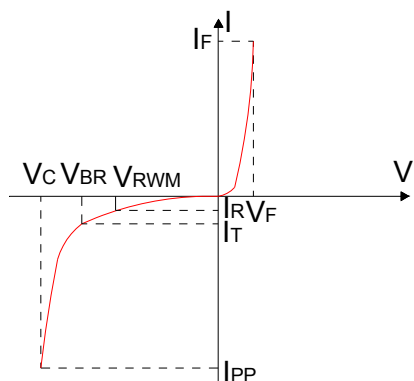


FIG.2: Pulse waveform (8/20 μs)

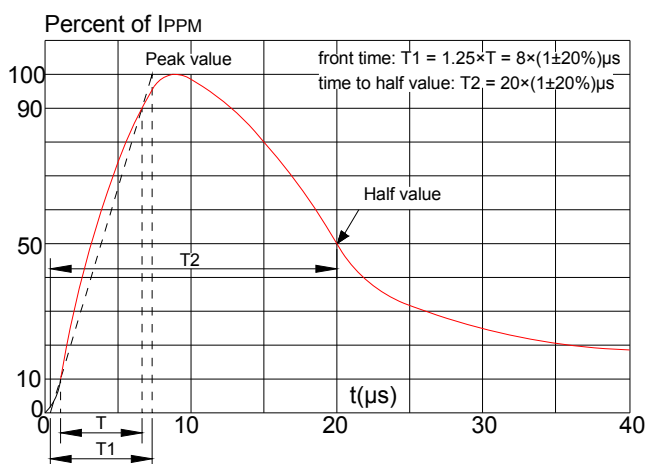


FIG.3: Pulse derating curve

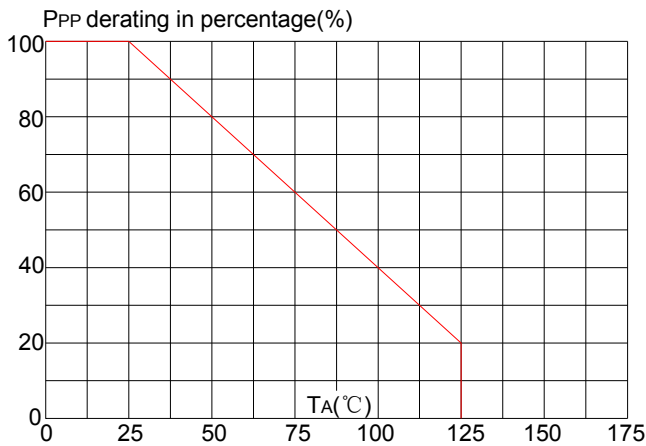
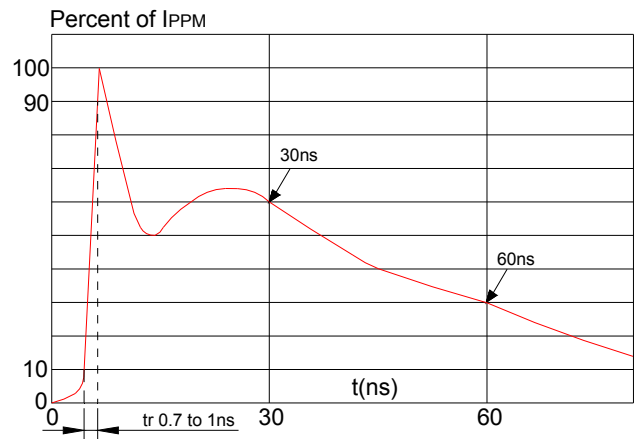
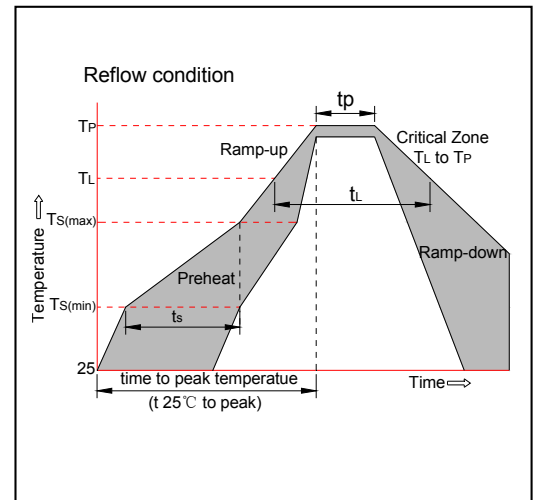


FIG.4: ESD clamping (30kV contact)

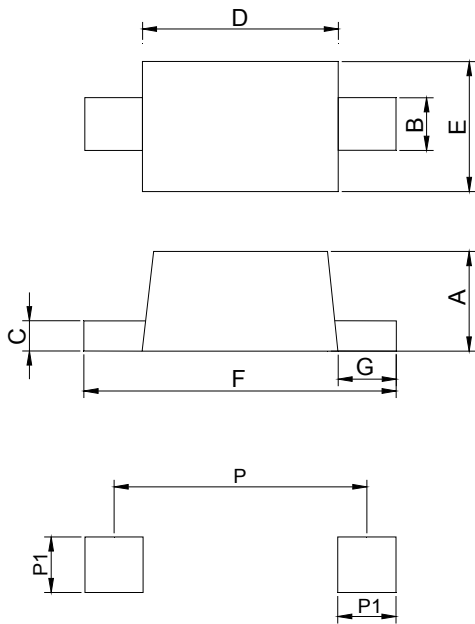


SOLDERING PARAMETERS

| | | |
|--|-----------------------------------|---|
| Reflow Condition | | Pb-Free assembly (see figure at right) |
| Pre Heat | -Temperature Min ($T_{s(min)}$) | +150°C |
| | -Temperature Max($T_{s(max)}$) | +200°C |
| | -Time (Min to Max) (t_s) | 60-180 secs. |
| Average ramp up rate (Liquidus Temp (T_L) to peak) | | 3°C/sec. Max |
| $T_{s(max)}$ to T_L - Ramp-up Rate | | 3°C/sec. Max |
| Reflow | -Temperature(T_L)(Liquidus) | +217°C |
| | -Temperature(t_L) | 60-150 secs. |
| Peak Temp (T_p) | | +260(+0/-5)°C |
| Time within 5°C of actual Peak Temp (t_p) | | 20-40secs. |
| Ramp-down Rate | | 6°C/sec. Max |
| Time 25°C to Peak Temp (T_p) | | 8 min. Max |
| Do not exceed | | +260°C |



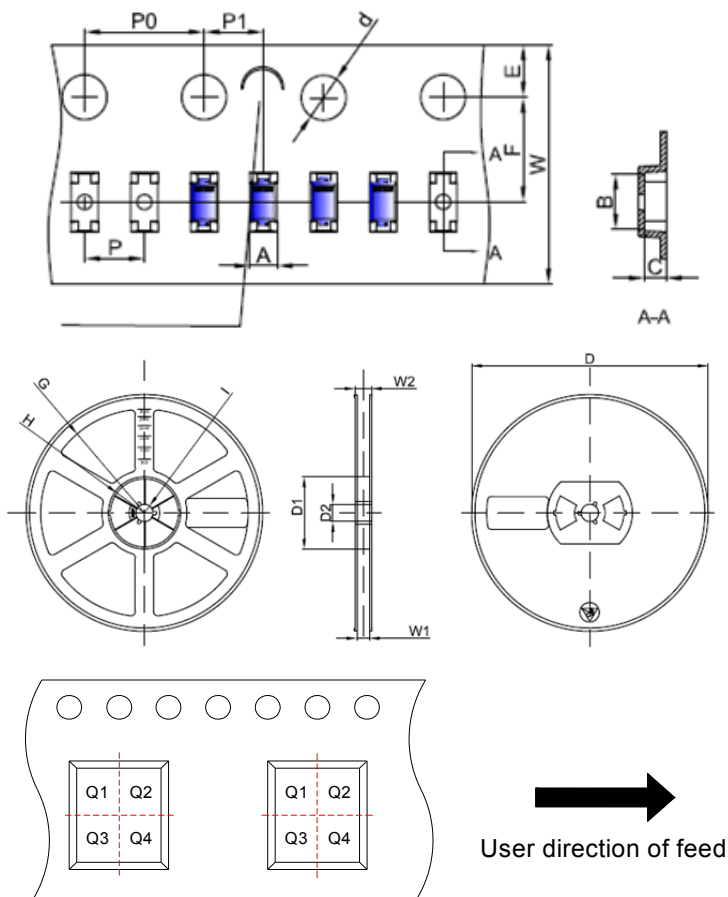
PACKAGE MECHANICAL DATA



Land Pattern

| Symbol | Millimeters | | | Inches | | |
|--------|-------------|------|------|--------|-------|-------|
| | Min | Typ | Max | Min | Typ | Max |
| A | 0.50 | 0.61 | 0.77 | 0.020 | 0.024 | 0.030 |
| B | 0.25 | 0.30 | 0.40 | 0.010 | 0.012 | 0.016 |
| C | 0.07 | 0.13 | 0.20 | 0.003 | 0.005 | 0.008 |
| D | 1.10 | 1.20 | 1.30 | 0.043 | 0.047 | 0.051 |
| E | 0.70 | 0.80 | 0.90 | 0.028 | 0.031 | 0.035 |
| F | 1.50 | 1.60 | 1.70 | 0.059 | 0.063 | 0.067 |
| G | 0.15 | 0.20 | 0.25 | 0.006 | 0.008 | 0.010 |
| P1 | 0.60 | | | 0.024 | | |
| P | 1.42 | | | 0.056 | | |

TAPE AND REEL SPECIFICATION-SOD-523



Pin 1 quadrant:Q1&Q2

Packaging Description:


SOD-523 parts are shipped in tape. The carrier tape is made from a dissipative(carbon filled) polycarbonate resin. The cover tape is a multilayer film(heat activated adhesive in nature)primarily composed of polyester film, adhesive layer, sealant, and anti-static sprayed agent. These reeled parts in standard option are shipped with 5,000 units per 7" or 17.8cm diameter reel. The reels are clear in color and made of polystyrene plastic(anti-static coated).

| Symbol | Millimeters | Inches |
|--------|-------------|--------|
| | Typ. | Typ. |
| A | 0.95 | 0.037 |
| B | 1.92 | 0.076 |
| C | 0.73 | 0.029 |
| d | Φ1.50 | Φ0.059 |
| E | 1.75 | 0.069 |
| F | 3.50 | 0.138 |
| P0 | 4.00 | 0.157 |
| P | 2.00 | 0.079 |
| P1 | 2.00 | 0.079 |
| W | 8.00 | 0.315 |
| D | Φ178 | Φ7.008 |
| D1 | 54.40 | 2.142 |
| D2 | 13.00 | 0.512 |
| G | R78.00 | R3.071 |
| H | R25.60 | R1.008 |
| I | R6.50 | R0.256 |
| W1 | 9.50 | 0.374 |
| W2 | 12.30 | 0.484 |

ORDERING INFORMATION

| PART No. | PACKAGE TYPE | QUANTITY(PCS) REEL | DESCRIPTON |
|----------|--------------|--------------------|------------------|
| JEU36D5P | SOD-523 | 5,000 | 7 inch reel pack |

MARKING CODE

| Part Number | Marking Code |
|-------------|--|
| JEU36D5P |  |

Information furnished in this document is believed to be accurate and reliable. However, Jiangsu JieJie Microelectronics Co.,Ltd assumes no responsibility for the consequences of use without consideration for such information nor use beyond it.

Information mentioned in this document is subject to change without notice, apart from that when an agreement is signed, Jiangsu JieJie complies with the agreement.

Products and information provided in this document have no infringement of patents. Jiangsu JieJie assumes no responsibility for any infringement of other rights of third parties which may result from the use of such products and information.

This document is the 1.3rd version which is made in 21-Jan.-2022. This document supersedes and replaces all information previously supplied.

 is a registered trademark of Jiangsu JieJie Microelectronics Co.,Ltd.

Copyright ©2022 Jiangsu JieJie Microelectronics Co.,Ltd. Printed All rights reserved.