



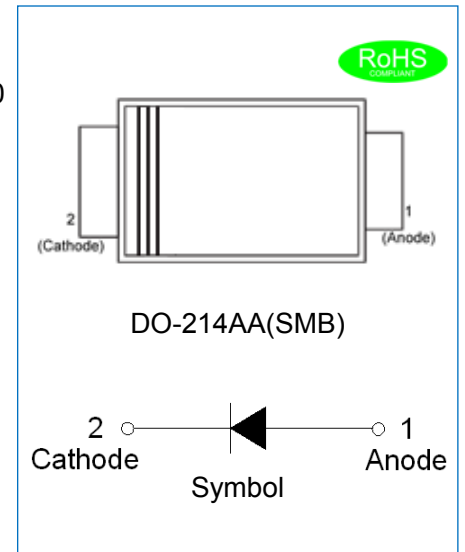
ES2A~ES2J

SUPER FAST RECOVERY RECTIFIER

Rev.2.4

DESCRIPTION:

- ✧ Plastic package has underwriters laboratory flammability classification 94V-0
- ✧ For surface mounted applications in order to optimize board space
- ✧ Glass passivated chip junction
- ✧ Lead free in comply with EU RoHS 2011/65/EU directives
- ✧ Superfast recovery time



MECHANICAL DATA

- ✧ Case: JEDEC DO-214AA molded plastic
- ✧ Terminals: Solder plated, solderable per J-STD-002
- ✧ Polarity: Color band denotes cathode end
- ✧ Weight: 0.1 gram

ABSOLUTE MAXIMUM RATING AND ELECTRICAL CHARACTERISTICS

(Rating at 25°C ambient temperature unless otherwise specified.)

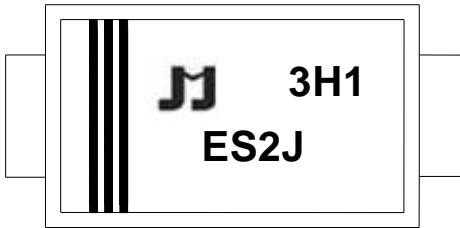
Parameter		Symbol	ES2A	ES2B	ES2D	ES2G	ES2J	Unit
Maximum repetitive peak reverse voltage		V_{RRM}	50	100	200	400	600	V
Maximum RMS voltage		V_{RMS}	35	70	140	280	420	V
Maximum DC blocking voltage		V_{DC}	50	100	200	400	600	V
Maximum average forward current at $T_L=95^\circ\text{C}$		$I_{F(AV)}$	2.0					A
Peak forward surge current: 8.3ms single half sine-wave superimposed on rated load		I_{FSM}	50					A
Maximum forward voltage @ $I_F=2.0\text{A}$		V_F	0.95			1.3	1.7	V
Maximum DC reverse current at rated DC blocking voltage	$T_j=25^\circ\text{C}$	I_R	5.0					μA
	$T_j=150^\circ\text{C}$		300					
Typical junction capacitance $V_R=4.0\text{V}$, $f=1\text{MHz}$		C_J	30			16		pF
Operating junction and storage temperature range		T_j, T_{stg}	-55 to +150					$^\circ\text{C}$
Maximum reverse recovery time $I_F=0.5\text{A}$, $I_R=1\text{A}$, $I_{rr}=0.25\text{A}$		t_{rr}	35					ns

THERMAL RESISTANCES

Symbol	Parameter	ES2A	ES2B	ES2D	ES2G	ES2J	Unit	
$R_{th(j-L)}$	Junction to lead (note1)	18						°C/W

Note1: Thermal resistance from junction to lead mounted on P.C.B. with 4.0 mm x 4.0 mm copper pad areas.

MARKING



E	Super Fast Recovery Rectifier
S	Surface Mount
2	$I_{F(AV)}=2.0A$
J	$V_{RRM}:600V$

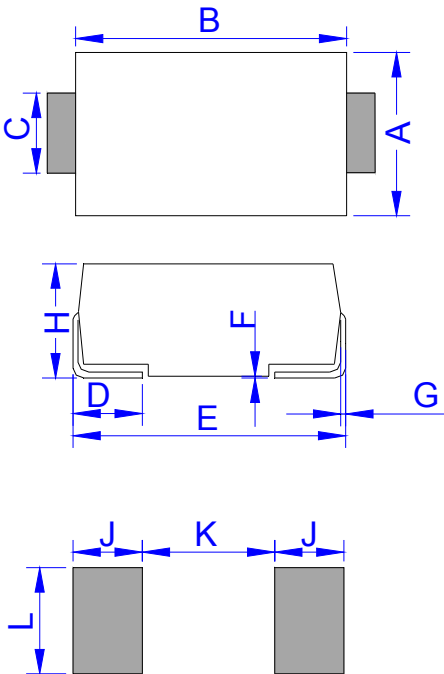
xH1: Month, 1、2、3 ~ 9、A、B、C

3x1:

2018	2019	2020	2021	2022	2023	2024
H	I	J	K	L	M	N
2025	2026	2027	2028	2029	2030	...
O	P	Q	R	S	T	...

3Hx: Batch number

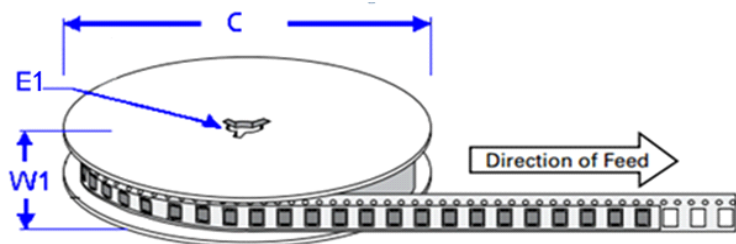
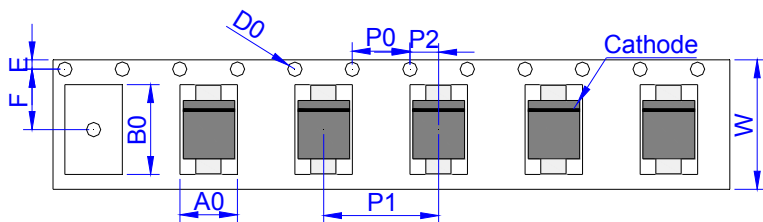
PACKAGE MECHANICAL DATA



DO-214AA (SMB)

Ref.	Dimensions			
	Millimeters		Inches	
	Min.	Max.	Min.	Max.
A	3.30	3.94	0.130	0.155
B	4.30	4.80	0.169	0.189
C	1.90	2.20	0.075	0.087
D	0.95	1.52	0.037	0.060
E	5.20	5.60	0.205	0.220
F	0.051	0.203	0.002	0.008
G	0.15	0.31	0.006	0.012
H	2.10	2.40	0.083	0.094
J	2.20		0.087	
K		2.60		0.102
L	2.30		0.091	

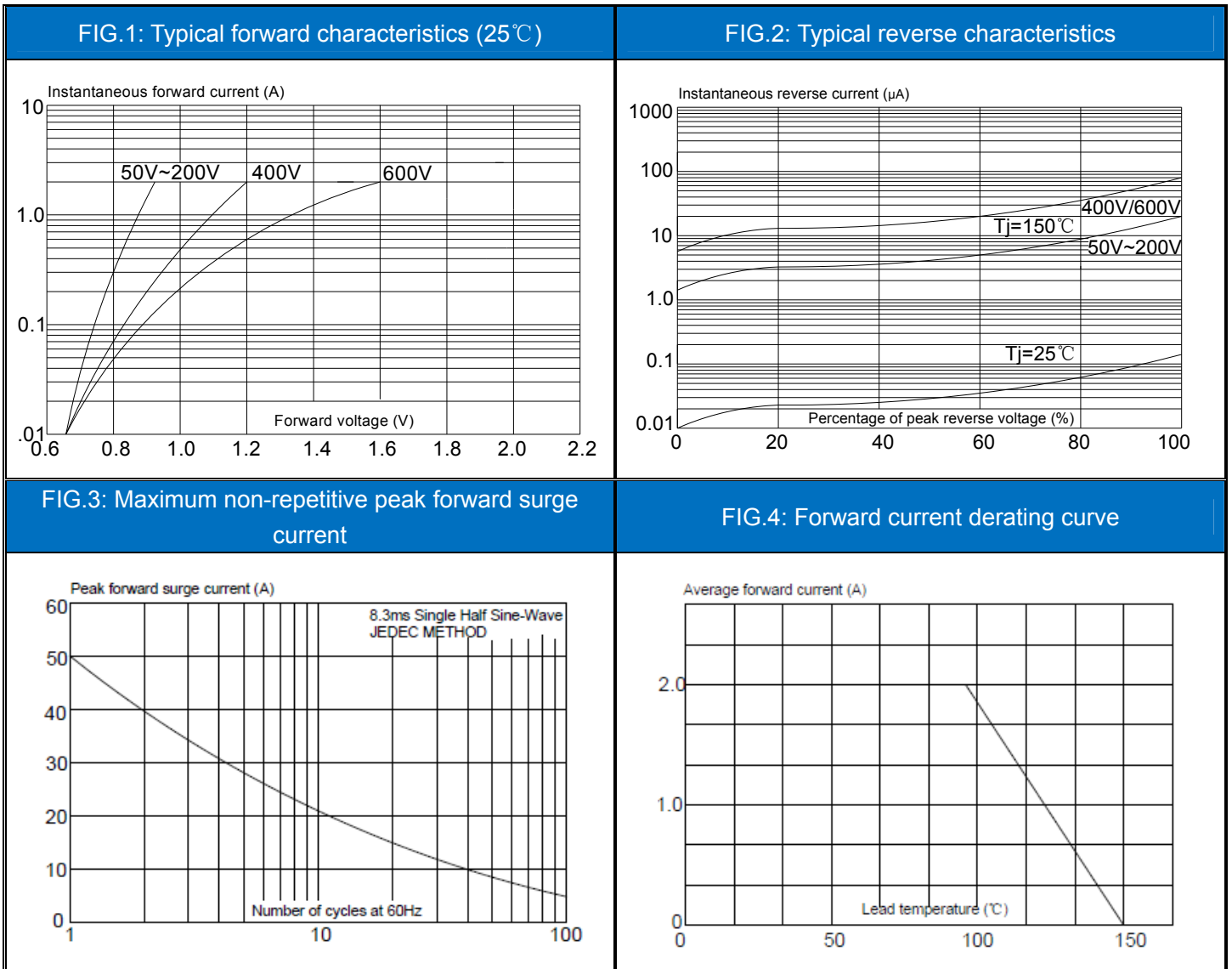
TAPE AND REEL SPECIFICATION-SMB



Ref.	Dimensions	
	Millimeters	Inches
A0	3.76 ± 0.3	0.148 ± 0.012
B0	5.69± 0.3	0.224 ± 0.012
C	330.0	13.0
D0	1.55 ± 0.1	0.061 ± 0.004
E	1.75 ± 0.2	0.069 ± 0.008
E1	13.3 ± 0.3	0.524± 0.012
F	5.5 ± 0.2	0.217 ± 0.008
P0	4.00 ± 0.2	0.157 ± 0.008
P1	8.00 ± 0.2	0.3145 ± 0.008
P2	2.00 ± 0.2	0.079 ± 0.008
W	12.0± 0.2	0.472 ± 0.008
W1	15.7 ± 2.0	0.618 ± 0.079

OUTLINE	UNIT WEIGHT (g/PCS) typ.	REEL (PCS)	PER CARTON (PCS)	REEL DIAMETERS (mm)
TAPING	0.1	3,000	48,000	330

CHARACTERISTICS CURVE



Information furnished in this document is believed to be accurate and reliable. However, Jiangsu JieJie Microelectronics Co.,Ltd assumes no responsibility for the consequences of use without consideration for such information nor use beyond it.

Information mentioned in this document is subject to change without notice, apart from that when an agreement is signed, Jiangsu JieJie complies with the agreement.

Products and information provided in this document have no infringement of patents. Jiangsu JieJie assumes no responsibility for any infringement of other rights of third parties which may result from the use of such products and information.

This document is the 2.4th version which is made in 11-Sept.-2020. This document supersedes and replaces all information previously supplied.

 is a registered trademark of Jiangsu JieJie Microelectronics Co.,Ltd.

Copyright©2020 Jiangsu JieJie Microelectronics Co.,Ltd. Printed All rights reserved.