

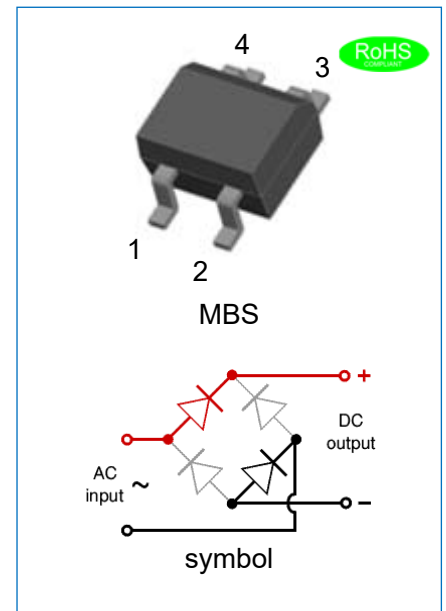


MB2S~MB10S GLASS PASSIVATED BRIDGE RECTIFIERS

Rev.4.4

DESCRIPTION

- ✧ Plastic package has underwriters laboratory flammability classification 94V-0
- ✧ Lead free in comply with EU RoHS 2011/65/EU directives
- ✧ Glass passivated chip junction
- ✧ Lead tin plated copper
- ✧ Ideal for automatic placement
- ✧ High surge forward current capability
- ✧ Reliable low cost construction utilizing molded plastic technique
- ✧ General purpose use in AC/DC bridge full wave rectification, for SMPS, lighting ballaster, adapter, etc.



MECHANICAL DATA

- ✧ Case: MBS molded plastic
- ✧ Terminals: Solder plated, solderable per J-STD-002
- ✧ Polarity: Polarity symbol marking on body.
- ✧ Weight:0.12gram

ABSOLUTE MAXIMUM RATING AND ELECTRICAL CHARACTERISTICS

(Rating at 25°C ambient temperature unless otherwise specified.)

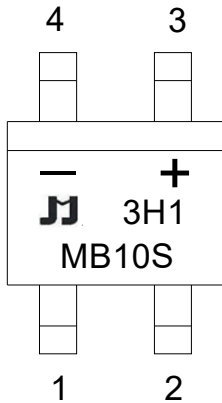
Parameter	Symbol	MB2S	MB4S	MB6S	MB8S	MB10S	Unit
Maximum repetitive peak reverse voltage	V_{RRM}	200	400	600	800	1000	V
Maximum RMS voltage	V_{RMS}	140	280	420	560	700	V
Maximum DC blocking voltage	V_{DC}	200	400	600	800	1000	V
Average rectified output current at $T_A=40^\circ C$	I_o	1.0					A
Peak forward surge current: 8.3ms single half sine-wave superimposed on rated load (JEDEC method)	I_{FSM}	30					A
Maximum forward voltage per diode @ $I_F=1.0A$	V_F	1.1					V
Maximum DC reverse current at rated DC blocking voltage per diode	$T_j=25^\circ C$	I_R	5				μA
	$T_j=125^\circ C$		500				μA
Typical junction capacitance $V_R=4.0V, f=1MHz$	C_J	15					pF
Operating junction and storage temperature range	T_J, T_{STG}	-55 to +150					$^\circ C$

THERMAL RESISTANCES

Symbol	Parameter	MB2S	MB4S	MB6S	MB8S	MB10S	Unit
$R_{th(j-a)}$	Junction to ambient (note1)	75					°C/W

Note1: On glass epoxy P.C.B. mounted on 0.05 x 0.05" (1.3 x 1.3 mm) pads.

MARKING



MB	MB Series
10	V_{RRM} :1000V
S	Package: MBS

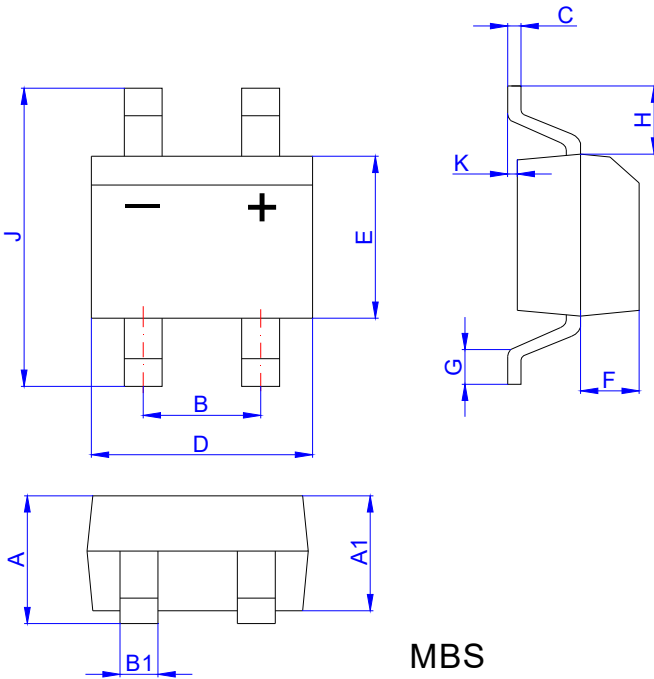
$\underline{x}H1$: Month, 1、2、3 ~ 9、A、B、C

$3\underline{x}1$:

2018	2019	2020	2021	2022	2023	2024
H	I	J	K	L	M	N
2025	2026	2027	2028	2029	2030	...
O	P	Q	R	S	T	...

$3H\underline{x}$: Batch number

PACKAGE MECHANICAL DATA

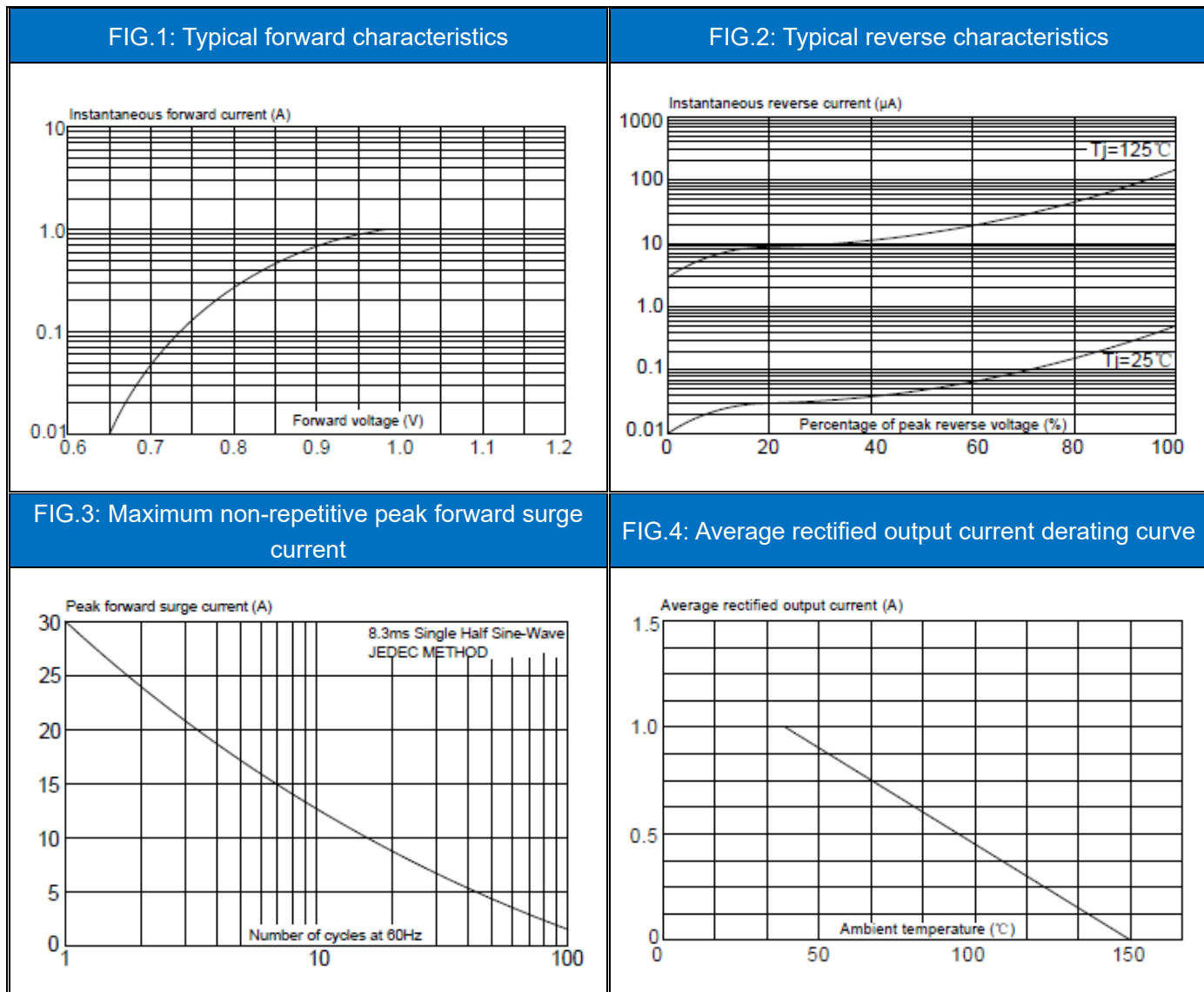


Ref.	Dimensions			
	Millimeters		Inches	
	Min.	Max.	Min.	Max.
A		3.00		0.118
A1	2.30	2.70	0.091	0.106
B	2.20	2.60	0.087	0.102
B1	0.56	0.84	0.022	0.033
C	0.15	0.35	0.006	0.014
D	4.50	4.90	0.177	0.193
E	3.60	4.00	0.142	0.157
F	0.95	1.53	0.037	0.060
G	0.70	1.10	0.028	0.043
H	1.10	2.12	0.043	0.083
J		7.00		0.276
K		0.20		0.008

PACKAGE INFORMATION-MBS

OUTLINE	UNIT WEIGHT (g/PCS) typ.	REEL (PCS)	PER CARTON (PCS)	REEL DIAMETERS (mm)
TAPING	0.12	3,000	48,000	330

CHARACTERISTICS CURVE



JieJie products are not designed for, and shall not be used for, any purpose (including, without limitation, automotive, military, aerospace, medical, life-saving, life-sustaining or nuclear facility applications, devices intended for surgical implant into the body, or any other application in which the failure or lack of desired operation of the product may result in personal injury, death, or property damage) other than those expressly set forth in applicable JieJie product documentation. Warranties granted by JieJie shall be deemed void for products used for any purpose not expressly set forth in applicable JieJie documentation. JieJie shall not be liable for any claims or damages arising out of products used in applications not expressly intended by JieJie as set forth in applicable JieJie documentation. The sale and use of JieJie products is subject to JieJie terms and conditions of sale, unless otherwise agreed by JieJie.

Information furnished in this document is believed to be accurate and reliable. However, Jiangsu JieJie Microelectronics Co., Ltd. assumes no responsibility for the consequences of use without consideration for such information nor use beyond it.

Information mentioned in this document is subject to change without notice, apart from that when an agreement is signed, Jiangsu JieJie complies with the agreement.

Products and information provided in this document have no infringement of patents. Jiangsu JieJie assumes no responsibility for any infringement of other rights of third parties which may result from the use of such products and information.

This document is the 4.4th version which is made in 2-Sept.-2023. This document supersedes and replaces all information previously supplied.

 is a registered trademark of Jiangsu JieJie Microelectronics Co., Ltd.

Copyright ©2023 Jiangsu JieJie Microelectronics Co., Ltd. Printed All rights reserved.