



MUR560S SUPER FAST RECOVERY RECTIFIER

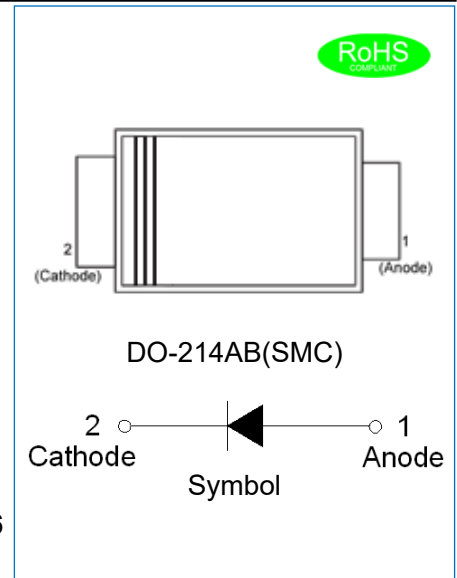
Rev.1.0

DESCRIPTION

- ✧ Plastic package has underwriters laboratory flammability classification 94V-0
- ✧ For surface mounted applications
- ✧ Glass passivated chip junction
- ✧ Lead free in comply with EU RoHS 2011/65/EU directives
- ✧ Super fast recovery time
- ✧ Low forward voltage, high current capability

MECHANICAL DATA

- ✧ Case: JEDEC DO-214AB molded plastic
- ✧ Terminals: Solder plated, solderable per MIL-STD-750, method 2026
- ✧ Polarity: Color band denotes cathode end
- ✧ Weight: 0.26 gram



ABSOLUTE MAXIMUM RATING AND ELECTRICAL CHARACTERISTICS

(Rating at 25°C ambient temperature unless otherwise specified.)

Parameter	Symbol	MUR560S	Unit
Maximum repetitive peak reverse voltage	V_{RRM}	600	V
Maximum RMS voltage	V_{RMS}	420	V
Maximum DC blocking voltage	V_{DC}	600	V
Average forward current at $T_L=75^\circ\text{C}$	$I_{F(AV)}$	5	A
Peak forward surge current: 8.3ms single half sine-wave superimposed on rated load	I_{FSM}	125	A
Maximum forward voltage @ $I_F=5.0\text{A}$	V_F	1.25	V
Maximum reverse recovery time $I_F=0.5\text{A}$, $I_R=1\text{A}$, $I_{rr}=0.25\text{A}$	t_{rr}	50	ns
Maximum DC reverse current at rated DC blocking voltage	$T_j=25^\circ\text{C}$	I_R	5.0 μA
	$T_j=150^\circ\text{C}$		500 μA
Typical junction capacitance $V_R=4.0\text{V}$, $f=1\text{MHz}$	C_J	60	pF
Operating junction and storage temperature range	T_j, T_{stg}	-60 to +150	$^\circ\text{C}$

THERMAL RESISTANCES

Symbol	Parameter	MUR560S	Unit
$R_{th(j-l)}$	Junction to lead(note1)	12	$^{\circ}C/W$

Note1: Thermal resistance from junction to lead mounted on P.C.B. with 8.0 mm x 8.0 mm copper pad areas.

MARKING



MUR	Super Fast Recovery Rectifier
5	$I_{F(AV)}=5.0A$
60	$V_{RRM}:600V$

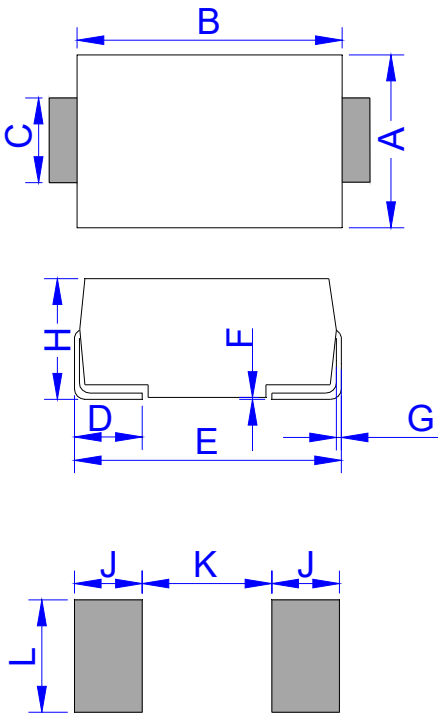
$\underline{x}H1$: Month, 1、2、3 ~ 9、A、B、C

$3x1$:

2018	2019	2020	2021	2022	2023	2024
H	I	J	K	L	M	N
2025	2026	2027	2028	2029	2030	...
O	P	Q	R	S	T	...

$3Hx$: Batch number

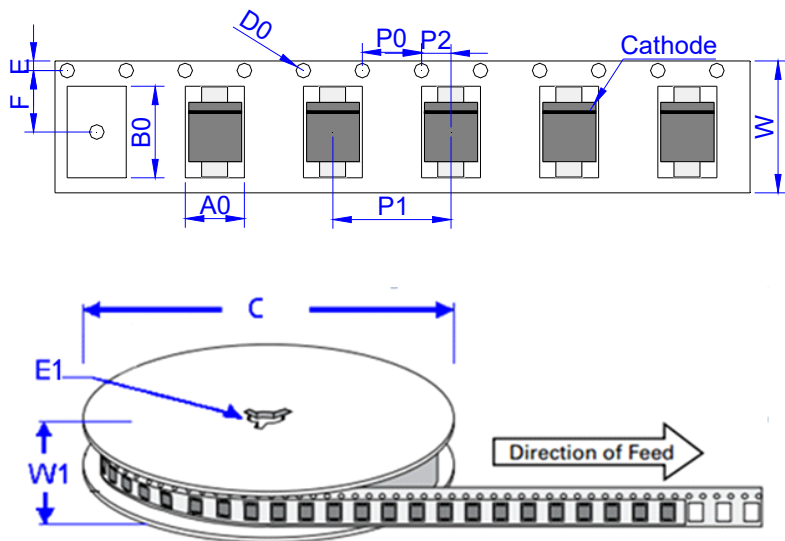
PACKAGE MECHANICAL DATA



DO-214AB (SMC)

Ref.	Dimensions			
	Millimeters		Inches	
	Min.	Max.	Min.	Max.
A	5.75	6.25	0.226	0.246
B	6.90	7.40	0.272	0.291
C	2.75	3.25	0.108	0.128
D	0.95	1.52	0.037	0.060
E	7.70	8.20	0.303	0.323
F	0.051	0.203	0.002	0.008
G	0.15	0.31	0.006	0.012
H	2.15	2.62	0.085	0.103
J	2.40		0.094	
K		4.20		0.165
L	3.30		0.130	

TAPE AND REEL SPECIFICATION-SMC



Ref.	Dimensions	
	Millimeters	Inches
A0	6.05 ± 0.3	0.238 ± 0.012
B0	8.31 ± 0.3	0.327 ± 0.012
C	330.0	13.0
D0	1.55 ± 0.1	0.061 ± 0.004
E	1.75 ± 0.2	0.069 ± 0.008
E1	13.3 ± 0.3	0.524 ± 0.012
F	7.50 ± 0.2	0.295 ± 0.008
P0	4.00 ± 0.2	0.157 ± 0.008
P1	8.00 ± 0.2	0.3145 ± 0.008
P2	2.00 ± 0.2	0.079 ± 0.008
W	16.0 ± 0.2	0.630 ± 0.008
W1	19.7 ± 2.0	0.776 ± 0.079

OUTLINE	UNIT WEIGHT (g/PCS) typ.	REEL (PCS)	PER CARTON (PCS)	REEL DIAMETERS (mm)
TAPING	0.26	3,000	48,000	330

CHARACTERISTICS CURVE

FIG.1: Typical forward characteristics (25°C)

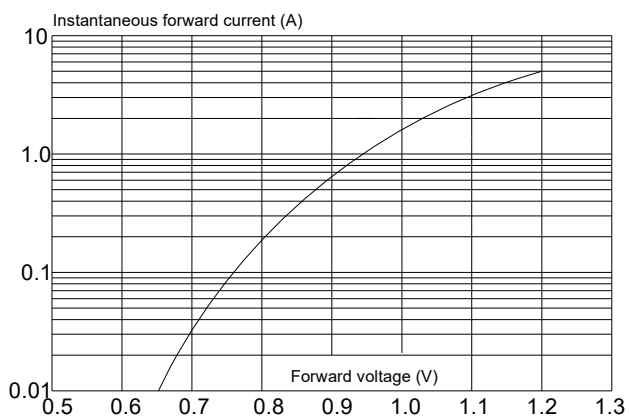


FIG.2: Typical reverse characteristics

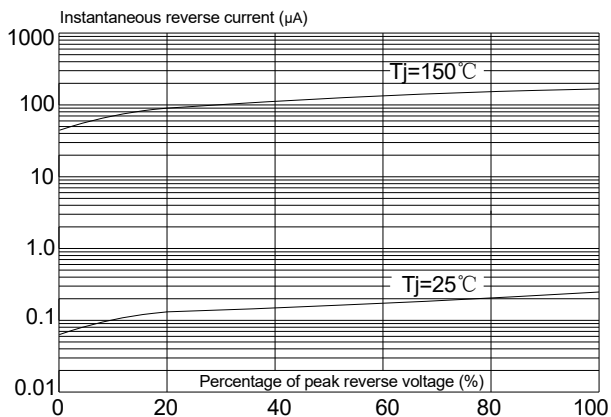


FIG.3: Maximum non-repetitive peak forward surge current

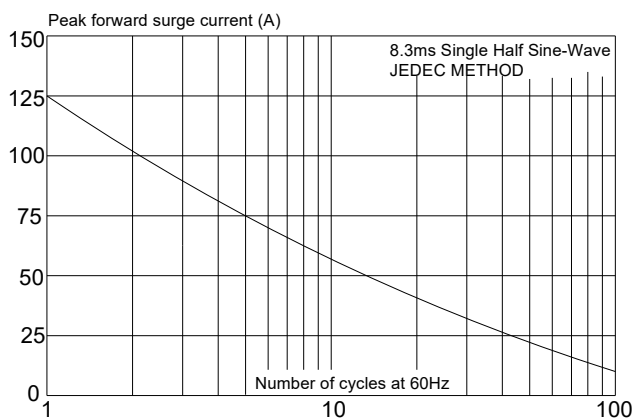
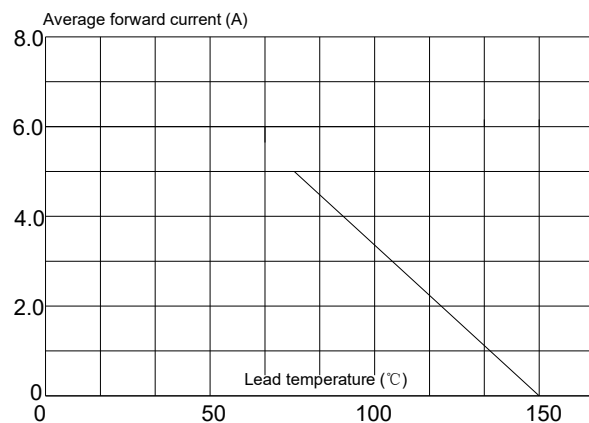


FIG.4: Forward current derating curve




JieJie products are not designed for, and shall not be used for, any purpose (including, without limitation, automotive, military, aerospace, medical, life-saving, life-sustaining or nuclear facility applications, devices intended for surgical implant into the body, or any other application in which the failure or lack of desired operation of the product may result in personal injury, death, or property damage) other than those expressly set forth in applicable JieJie product documentation. Warranties granted by JieJie shall be deemed void for products used for any purpose not expressly set forth in applicable JieJie documentation. JieJie shall not be liable for any claims or damages arising out of products used in applications not expressly intended by JieJie as set forth in applicable JieJie documentation. The sale and use of JieJie products is subject to JieJie terms and conditions of sale, unless otherwise agreed by JieJie.

Information furnished in this document is believed to be accurate and reliable. However, Jiangsu JieJie Microelectronics Co., Ltd. assumes no responsibility for the consequences of use without consideration for such information nor use beyond it.

Information mentioned in this document is subject to change without notice, apart from that when an agreement is signed, Jiangsu JieJie complies with the agreement.

Products and information provided in this document have no infringement of patents. Jiangsu JieJie assumes no responsibility for any infringement of other rights of third parties which may result from the use of such products and information.

This document is the first version which is made in 18-Aug.-2023. This document supersedes and replaces all information previously supplied.

 is a registered trademark of Jiangsu JieJie Microelectronics Co., Ltd.

Copyright ©2023 Jiangsu JieJie Microelectronics Co., Ltd. Printed All rights reserved.